


**MF Series**  
**AC Cross Flow Fans**

Length of Impeller  
**300mm**



**Materials**  
Impeller : Aluminum  
Casing : Steel  
Motor case : Die Cast Aluminum

**Specifications**

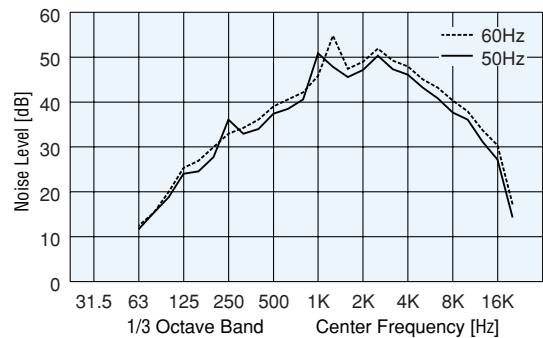
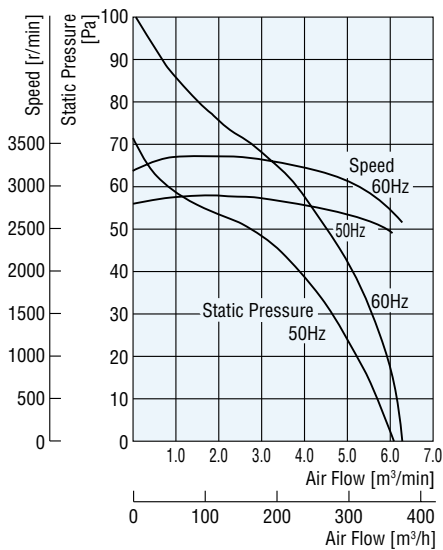
Model	Voltage V	Frequency Hz	Current A	Input Power W	Speed r/min	Max. Air Flow m <sup>3</sup> /min (m <sup>3</sup> /h)	Max. Static Pressure Pa	Noise Level dB (A)
<b>MF930-DC MF930B-DC</b>	Single-Phase 200	50	0.20	35	2500	6.0 (360)	74	58
	Single-Phase 200	60	0.25	45	2700	6.2 (372)	103	60
	Single-Phase 220	60	0.25	48	2950	6.6 (396)	106	62
	Single-Phase 230	50	0.20	40	2700	6.2 (372)	78	60
	Single-Phase 230	60	0.25	50	3000	6.8 (408)	106	63

- Values for maximum air flow and maximum static pressure are measured by the double-chamber method.
- Noise level is measured in the A range, at a distance of 1m from the fan intake side.
- A thermal protector is installed. If the fan heats up, the thermal protector goes into operation and the fan stops. Once the fan temperature drops, it will automatically restart. Perform inspection work after turning off the power source.
- Fans bearing the CE mark should only be used with Class I equipment. When installing into the equipment, either earth the fan or ensure that there is no contact with bare hands. For protection, use the optional finger guard. Standards specifications are listed on page D-2.
- Refer to page D-4 for VDE certified products.

**Air Flow – Static Pressure Characteristics**

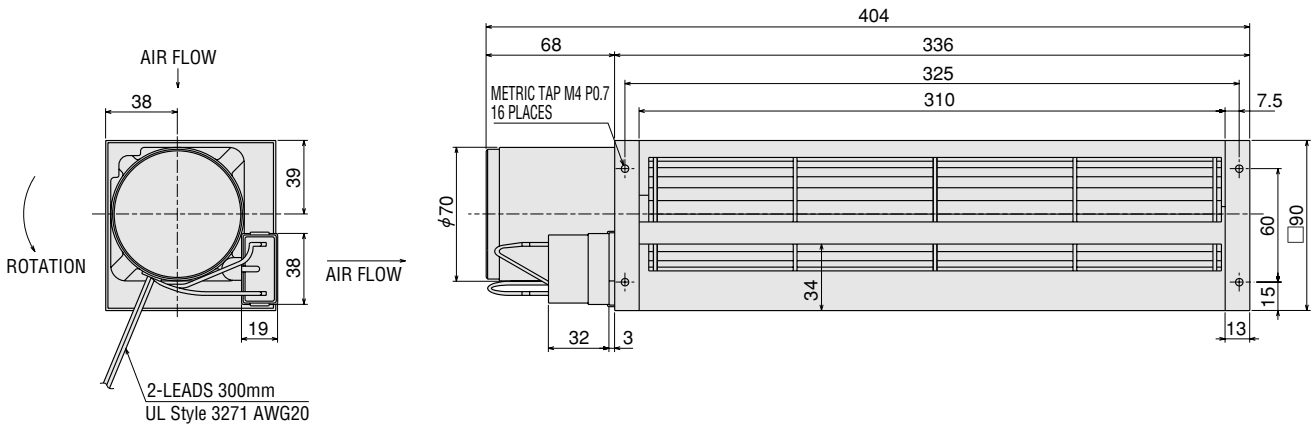
**Audible Noise Frequency Analysis**

Measure at a distance of 1m from the fan intake side

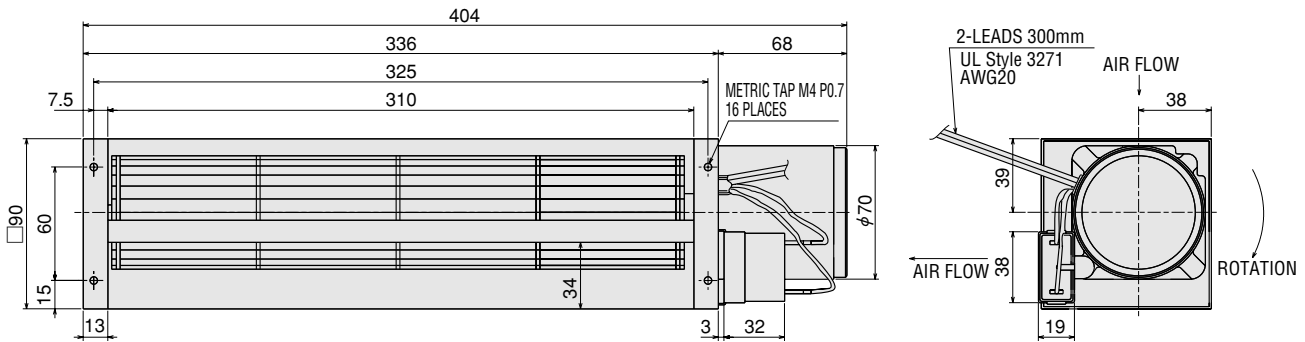


**Dimensions** (scale 1/4, Unit=mm)

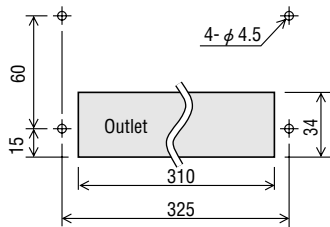
● **MF930-DC** Mass: 1.9kg



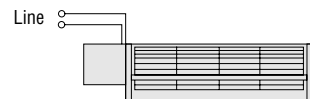
● **MF930B-DC** Mass: 1.9kg



**Panel Cut-Out** (unit=mm)




**Wiring Diagram**



**Accessories** (Sold separately)

Item	Model	Safety Standards	Page
Finger Guard	<b>FG930D</b>	*	C-98


\* These products have been designed to pass tests set forth under the UL and CSA standards for equipment used in fans. They conform to the standards only when used in an **ORIX.FAN**.



\* The photo shows two finger guards.

**MF Series**  
**AC Cross Flow Fans**

Length of Impeller  
**150mm**



**Materials**  
Impeller : Aluminum  
Casing : Steel  
Motor case : Die Cast Aluminum

**Specifications**

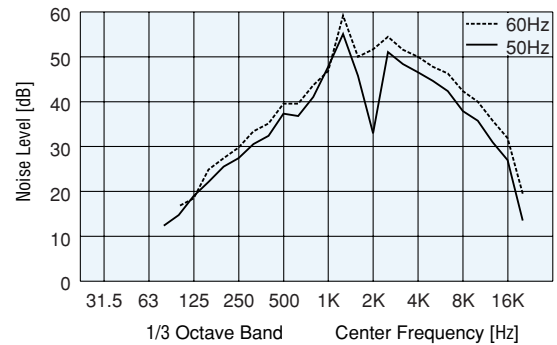
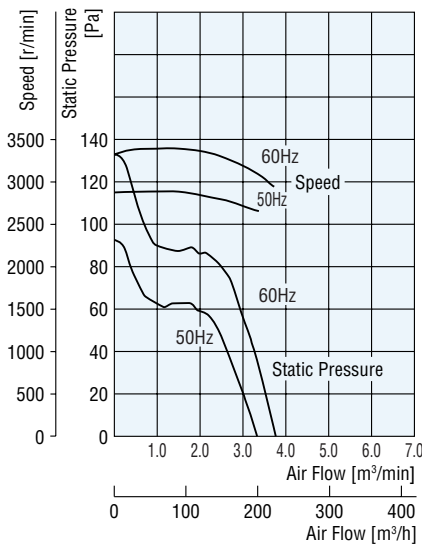
Model	Voltage V	Frequency Hz	Current A	Input Power W	Speed r/min	Max. Air Flow m <sup>3</sup> /min (m <sup>3</sup> /h)	Max. Static Pressure Pa	Noise Level dB (A)
<b>MF915-DC MF915B-DC</b>	Single-Phase 200	50	0.20	30	2650	3.4 (204)	88	60
	Single-Phase 200	60	0.25	40	2950	3.7 (222)	127	63
	Single-Phase 220	60	0.25	42	3200	4.0 (240)	132	64
	Single-Phase 230	50	0.20	33	2800	3.6 (216)	92	61
	Single-Phase 230	60	0.25	43	3250	4.1 (246)	132	64

- Values for maximum air flow and maximum static pressure are measured by the double-chamber method.
- Noise level is measured in the A range, at a distance of 1m from the fan intake side.
- A thermal protector is installed. If the fan heats up, the thermal protector goes into operation and the fan stops. Once the fan temperature drops, it will automatically restart. Perform inspection work after turning off the power source.
- Fans bearing the CE mark should only be used with Class I equipment. When installing into the equipment, either earth the fan or ensure that there is no contact with bare hands. For protection, use the optional finger guard. Standards specifications are listed on page D-2.
- Refer to page D-4 for VDE certified products.

**Air Flow – Static Pressure Characteristics**

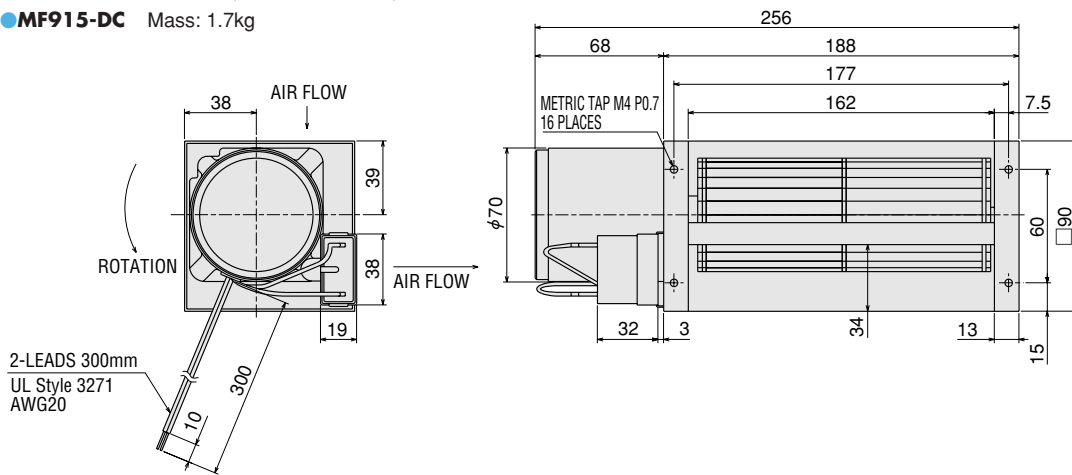
**Audible Noise Frequency Analysis**

Measure at a distance of 1m from the fan intake side

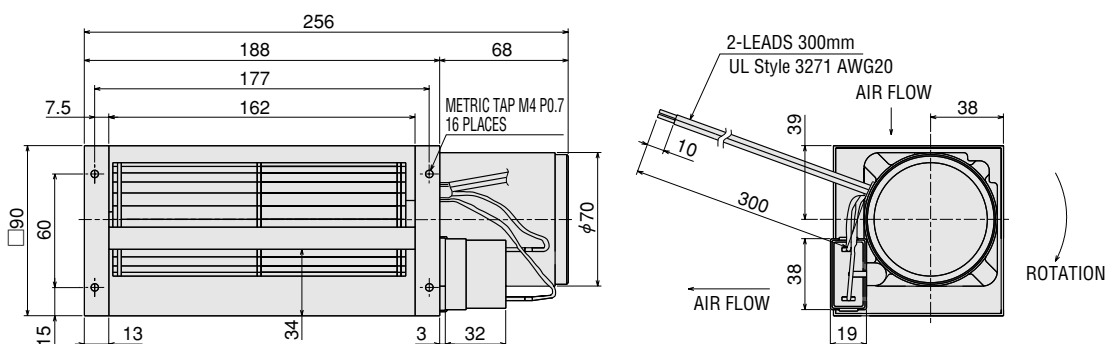


**■ Dimensions** (scale 1/4, Unit=mm)

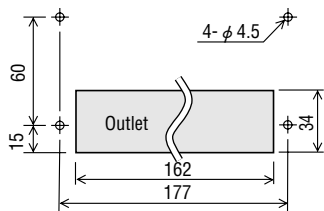
● **MF915-DC** Mass: 1.7kg



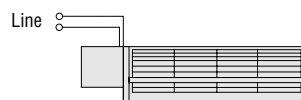
● **MF915B-DC** Mass: 1.7kg



**■ Panel Cut-Out** (unit=mm)




**■ Wiring Diagram**



**■ Accessories** (Sold separately)

Item	Model	Safety Standards	Page
Finger Guard	<b>FG915D</b>	*	C-98

\* These products have been designed to pass tests set forth under the UL and CSA standards for equipment used in fans. They conform to the standards only when used in an **ORIX.FAN**.



\* The photo shows two finger guards.